



















SKOOSH SOFT – Concentrate	SKOOSH SOFT – Diluted (1:5)
 <p>Mix 4 caps of SKOOSH SOFT concentrate in a bucket of warm water to clean.</p> <p>Car and Boat Wash: Remove all dirt and dust, wash, rinse well with clean water and dry using a chamois for an enhanced shine.</p>	 <p>Pour SKOOSH SOFT concentrate into mixer bottle as indicated by the markings on the side. Fill with water to top of label. Shake well to mix.</p> <p>Hand Washing: Dishes, delicates and woollens. Simply add mix to warm water, wash and rinse well.</p>
SKOOSH SHOO – Home	SKOOSH SHOO – Garden and Plant Mix
 <p>Pour SKOOSH SHOO concentrate into spray bottle to markings on the side of the bottle for SHOO HOME. Fill with water to top of label. Shake well to mix.</p> <p>For fast knockdown spray high around the room, aiming the fine mist at insects in flight. As a surface spray in cupboards, wardrobes, cracks and crevices.</p>	 <p>Hardy Plants, Shrubs and Trees: Pour 5 caps (25ml) of SKOOSH SHOO concentrate into spray bottle. Fill with water to top of label.</p> <p>Soft Leaved Plants: Add 2 caps (10ml) of concentrate to spray bottle. Fill with water to top of label. Shake well.</p>
SKOOSH SPARKLE	SKOOP CRYSTAL
 <p>Pour SKOOSH SPARKLE into mixer bottle as indicated by the markings on the side. Fill with water to top of label. Shake well.</p> <p>Fill dishwasher rinse aid dispenser. SKOOSH SPARKLE will be automatically dispensed during the rinse cycle. Dishwasher use only.</p>	 <p>Remove food scraps and rinse off before placing in dishwasher.</p> <p>Light Load: ¼ lid of powder.</p> <p>Normal Load: ½ lid of powder.</p> <p>Heavy Soiled Loads: 1 lid of powder. Dishwasher use only.</p>
SKOOP WHITE POWDER	SKOOP WHITE LIQUID
 <p>Machine Wash: Use ½–1 lid of powder depending on the size of the load and degree of soiling.</p> <p>Top Loader: Add powder then clothes.</p> <p>Front Loader: Add powder to dispenser.</p> <p>Hand Wash: Dissolve ¼ lid of powder in water.</p>	 <p>Machine Wash: Use 1-3 caps of liquid depending on size of washing load and degree of soiling.</p> <p>Top Loader: Add liquid then clothes.</p> <p>Front loader: Add liquid to dispenser.</p> <p>Hand Wash: Add 1 cap of liquid.</p>
SKOOP SOAK	BAMBOO CLEANING CLOTHS
 <p>Soaking: Mix ½–1 lid of powder with hot water (approx. 7 litres) and soak between 1 hour (minimum) and 24 hours (maximum). Remove and wash with SKOOP WHITE powder/liquid.</p> <p>Washing: Add ½ a lid of SKOOP SOAK powder to washing machine.</p> <p>DO NOT soak in stainless steel tubes or bowls.</p>	 <p>Use for cleaning, washing, wiping and disinfecting with the SKOOSH MULTI, SOFT and FRESH range.</p> <p>Set includes: 2 sponges, 3 cloths and a window cloth.</p> <p>Simply wash cloths to clean and reuse.</p>

<div style="display: flex; justify-content: space-between; align-items: center;">  <h1>PRODUCT USER GUIDE</h1>  </div>	
SKOOSH MULTI – Window & Glass	SKOOSH FRESH – Hospital Grade (Undiluted)
 <p>Pour a cap (5ml) of SKOOSH MULTI concentrate into a Window & Glass spray bottle. Fill with water to top of label as per markings on the side. Simply spray, wait a few seconds and wipe with dry bamboo window cloth or dry cloth.</p> <p>Spray over washable shiny, smooth surfaces & glassware. Always dilute SKOOSH MULTI concentrate before use. Spot testing recommend prior to use.</p>	 <p>Use undiluted SKOOSH FRESH concentrate on drains and to wipe kitchen tidies, rubbish bins and buckets.</p> <p>Wipe sinks & toilets, leave 10 minutes and wipe off. Not intended to be used on therapeutic devices. DO NOT mix with detergents, SKOOSH MULTI or other chemicals.</p>
SKOOSH MULTI – Multi Purpose	SKOOSH FRESH – Commercial Grade (1:20)
 <p>Pour SKOOSH MULTI concentrate into Multi Purpose spray bottle as indicated by the markings on the side. Fill with water to top of label.</p> <p>Hard Surfaces: Spray, wait 20 seconds to 1 minute and wipe with a bamboo cloth or dry cloth. Repeat if necessary.</p> <p>Fabric, Upholstery and Carpets: Spray stain, wait 20 seconds then rub area lightly with spray nozzle. Dab with dry bamboo cloth or dry cloth.</p> <p>Spot testing recommend prior to use.</p>	 <p>Pour SKOOSH FRESH concentrate into spray bottle as indicated by the markings on the side. Fill with water to top of label.</p> <p>Simply spray, leave for 10 minutes, wipe clean with bamboo cloth or dry cloth. Suitable for disinfecting all hard and soft surfaces, deodorising the home and freshening laundry.</p>
SKOOSH MULTI – Heavy Duty	SKOOSH CLEANSE
 <p>Pour SKOOSH MULTI concentrate into Heavy Duty spray bottle as indicated by the markings on the side. Fill with water to top of label.</p> <p>Spray, wait 20 seconds to 1 minute and wipe with a bamboo cloth or dry cloth. For stubborn stains repeat if necessary.</p> <p>Spot testing recommend prior to use.</p>	 <p>Use SKOOSH CLEANSE undiluted, fill pump bottle and pump into hands. Lather with water, rinse off and pat hands dry.</p>



USER GUIDE



1 MULTI: Window & Glass	2 MULTI: Multi Purpose		3 MULTI: Heavy Duty		4 FRESH: Disinfectant	5 SOFT: Detergent		6 SHOO: Insect Spray					
PRODUCT USE													
	1	2	3	4	5	6		1	2	3	4	5	6
A Ants													
Aphids, Thrips & Caterpillars													
Appliances – Kitchen													
Basins (Clean/Disinfect)													
B Bathrooms & Bath (Clean/Disinfect)													
BBQ – Grills, Plates, Cover													
Bench Tops & Bar													
Bins – (Clean/Disinfect)													
Blinds													
Blood Stains													
Boats – exterior													
Boats – interior													
C Carpet Stains													
Change Tables (Clean/Disinfect)													
Chrome													
Cockroaches													
Collars & Cuffs – Spot Stains													
Computer Keyboard (Clean/Disinfect)													
Computer Screen													
Cook Tops & Hotplates													
Cots (Clean/Disinfect)													
Cupboards													
D Delicates – Clothing													
De-misting Windows & Mirrors													
Dishes – Handwashing													
PRODUCT USE													
	1	2	3	4	5	6		1	2	3	4	5	6
Dog Beds – Insect Repellent													
Doors													
E Engines													
F Flies and Fleas													
Floors (Clean/Disinfect)													
Food Containers (Clean/Disinfect)													
Food Stains – Beetroot, etc													
French Polish Stripper													
Furniture – Chairs, Sofas, Tables													
G Garden Furniture													
Glasses Spectacles													
Grease Stains – General													
Grease Stains – Heavy Stains													
H Hair Brushes / Combs													
High Chair (Clean/Disinfect)													
I Insects													
Iron – Sole													
Ironing – Starch													
J Jewellery													
K Kennels – Insect Repellent													
Kitchens (Clean/Disinfect)													
L Laundry (Clean/Disinfect)													
Lawn Mowers													
Leather & Vinyl													
Lights													

1 MULTI: Window & Glass	2 MULTI: Multi Purpose		3 MULTI: Heavy Duty		4 FRESH: Disinfectant	5 SOFT: Detergent		6 SHOO: Insect Spray					
PRODUCT USE													
	1	2	3	4	5	6		1	2	3	4	5	6
Light Switches													
M Mattress (Clean/Disinfect)													
Microwave (Clean/Disinfect)													
Mirrors													
Mosquitoes & Moths													
Mould & Mildew (Clean/Disinfect)													
Mugs & Teacups													
N Nursery													
O Oil on Concrete Floors													
Ovens – Glass													
Ovens – Interior, Racks													
P Paint Brushes – Water based													
Pet Stains (Clean/Disinfect)													
Pots & Pans													
R Range Hoods													
Red Wine Stains													
Refrigerator (Clean/Disinfect)													
S Sandstone Fireplace & Walls													
Shoes													
Showers													
Silverfish													
Sink (Clean/Disinfect)													
Smoke Stains													
Spiders													
Spot Cleaning													
Stables – Insect Repellent													
Stainless Steel													
Stone – Polished Granite, Marble													
PRODUCT USE													
	1	2	3	4	5	6		1	2	3	4	5	6
Surface – Insect Repellent													
Swimming Pools – Tile Walls													
T Tableware – Cutlery & Crockery													
Taps													
Teapots & Tannin Stains													
Telephones													
Tiles													
Toilets (Clean/Disinfect)													
Tools – Garden, General													
Toys (Clean/Disinfect)													
TV Screens													
U Upholstery													
V Vehicle – Alloys & Rims													
Vehicle – Deco & Paint Work													
Vehicle Engines & Degrease													
Vehicle – Interior & Seats													
Vehicle – Windows & Windscreen													
W Washable Paints & Wallpaper													
Wax Removal – Floors													
White Goods													
Windows – Glass													
Wood Varnish													
Wrought Iron													



Please refer to www.propre.com.au for 'How to Use' videos.